



Top shelf for single compartments



Optional sloping tops available

CONFIGURATIONS

Heights	Widths	Depths	Comps
955, 1235, 1380	300, 380	300, 460, 380	1, 2, 3, 4

Dimensions in mm

FEATURES

Brief Description

Quality lockers available in three heights, ideal for primary schools and low height storage spaces for easier access to locker contents

Specifications

- 0.7mm mild Steel
- Pop riveted construction
- Three 38mm butt hinges
- Standard master cam locks
- 10 disc key with 2,000 differs
- Pre-drilled for nesting
- Delivered assembled

Paint Finish

Epoxy Polyester full gloss powder.

Red	RAL 3003
Dark Blue	RAL 5017
Light Blue	RAL 5012
Yellow	RAL 1018
Green	RAL 6024
Light Grey	RAL 7035
Dark Grey	RAL 7024

Performance


- Germ Guard Active Technology paint against bacteria, MRSA & E-Coli
- Reaction to Fire Classification EN 13501-1

Optional Extras

- Padlock Swivel Latch Lock
- Coin Return/Retain Lock
- Locker Stands
- Sloping Top

H1380MM COMPARTMENTS

1 Door



2 Door



3 Door



4 Door




SIZES

H x W x D
1380 x 300 x 300
1380 x 300 x 450
1380 x 380 x 380
1235 x 300 x 300
1235 x 300 x 450
1235 x 380 x 380
955 x 300 x 300
955 x 300 x 450
955 x 380 x 380


Dimensions in mm

H1235MM COMPARTMENTS


1 Door



2 Door



3 Door



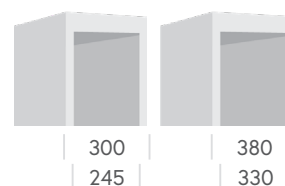
4 Door



CLEAR ENTRY

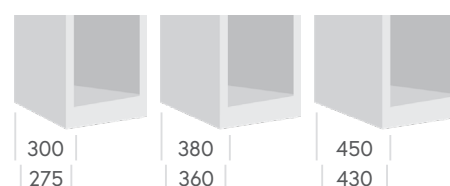
Width

Dimensions in mm



Depth

Dimensions in mm



H955MM COMPARTMENTS

1 Door



2 Door



3 Door



MAINTENANCE

Cleaning Instructions & Spares

- Clean periodically with warm soapy water
- Oil hinges & lock sparingly as required with a light oil
- Replacements locks & keys available from Direct2U