



FEATURES

Brief Description

Contemporary lockers with high security shelves ideal for all indoor work environments.

Specifications

- 0.7mm mild steel carcass
- 0.9mm steel doors & frame
- Air vents on each door
- Welded door strengthener
- 5 Knuckle hinges
- 10 Micro sprung disk locks
- 1 comp: top shelf & coat hook
- 2 comp: coat hook in each

Paint Finish


Powder coated with Activecoat anti-bacterial paint

Door colour options:

Red	BS 04 E53
Blue	RAL 5019
Yellow	RAL 1004
Green	RAL 6018
White	RAL 9016
Silver	RAL 9006
Black	RAL 9004

Frame colour options:

White	RAL 9016
Silver	RAL 9006
Black	RAL 9004



Security shelves prevent unauthorised access



Single door with top shelf & coat hook

CONFIGURATIONS

Heights	Widths	Depths	Comps
1780	305, 380, 460	305, 380, 460	1, 2, 3, 4, 5, 6


Dimensions in mm

Performance

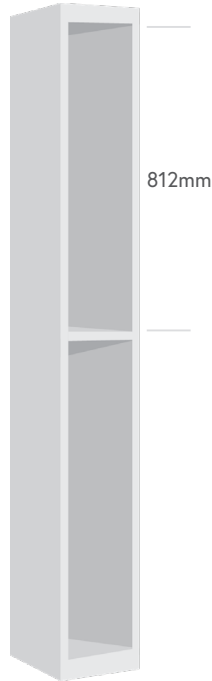
- Activecoat Powder Coat effective against harmful bacteria, E-Coli & MRSA
- Non-combustible, tested to EN 13501-1:2007 + A1 2009

COMPARTMENT HEIGHT


1 Door



2 Door




3 Door



4 Door



5 Door



6 Door



SIZES

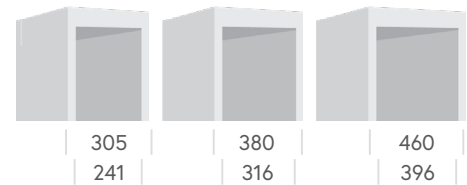
H x W x D
1780 x 305 x 305
1780 x 305 x 380
1780 x 305 x 460
1780 x 380 x 380
1780 x 460 x 460

Dimensions in mm

CLEAR ENTRY

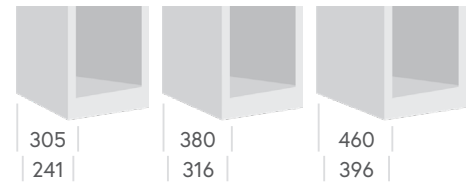
Width

Dimensions in mm



Depth

Dimensions in mm



ACCESSORIES

Optional Extras

- Hasp & Staple, Combi Lock
- Master Lock
- Locker Stands
- Sloping Top

Spares

- Replacements locks available from Direct2U
- Spare keys available from Fast Key Service LTD
Tel: 01268 5625862
Web: fastkeys.co.uk